


Advanced Scripting in Photoshop

Tom Ruark

Photoshop Engineering

April 2008



Setting up Photoshop

- Reset with “the claw” (Shift-Ctrl-Alt)
- Install ScriptListener plug-in
 - C:\Program Files (x86)\Adobe\Adobe Photoshop CS3\Scripting Guide\Utilities
- Desktop files ScriptListenerJS.log
- Focus on JavaScript (cross-platform)

Overview of Extend Script Tool Kit (ESTK)

- JavaScript documentation
- JavaScript source file editor (syntax highlighting, code folding and code complete)
- Presets for favorite folder(s)
- More examples in Bridge SDK

<http://www.adobe.com/devnet/bridge/>

ESTK modify some more

- Change font to Monospace
- Remove annoying dialogs
 - Reload it? 80document.jsx
 - Search from top? 85findReplaceDialog.jsx
- Add Photoshop documents to Help --> SDK menu
- Run scripts from ~/User/Documents/Adobe Scripts to avoid annoying “do you want to run” dialog
- Watch out for the drop down in ESTK

Photoshop document object model (DOM)

- Diagram in Photoshop CS3 Scripting Guide
- Application is not needed as a reference

```
app.activeDocument == activeDocument
```

- “Active” items (activeDocument, activeLayer)
- Collections (documents, layers, channels)
- Case sensitive not strongly typed language
- Drag and drop JavaScript files onto Photoshop

- layers

all things in hierarchy form includes groups and layers

- artLayers

Text layers, pixel layers, adjustment layers, everything BUT group

- layerSets

Layer groups, we used to call them sets

UnitValue friend or foe

```
documents.add(1000, 1000);
```

```
app.preferences.rulerUnits = Units.PIXELS;
```

```
documents.add( 1000, 1000 );
```

```
app.preferences.rulerUnits = Units.INCHES;
```

```
documents.add( UnitValue(1000, "px"), UnitValue(1000, "px") );
```

Try catch and reporting errors

```
app.preferences.rulerUnits = Units.INCHES;  
documents.add(1000, 1000);
```

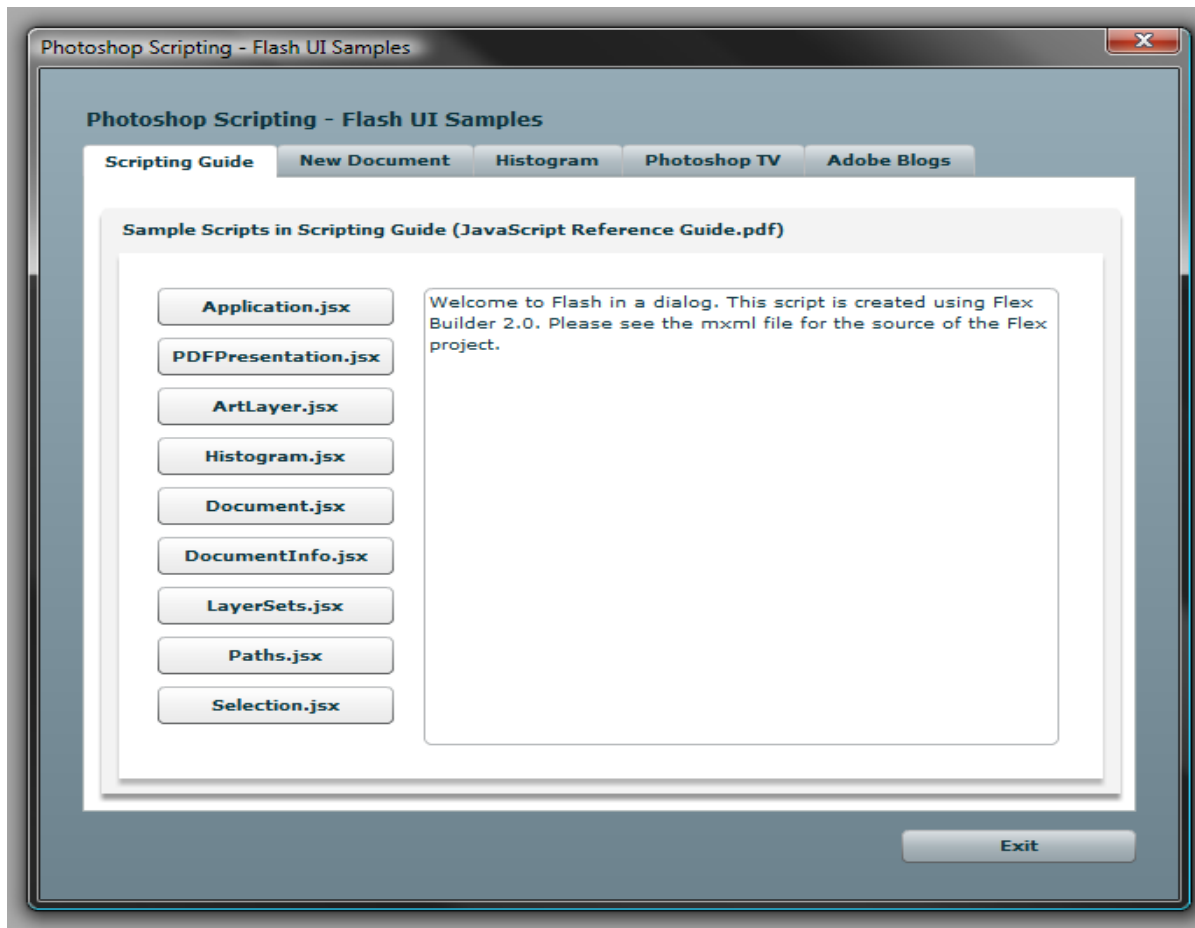
```
try {  
    app.preferences.rulerUnits = Units.PIXELS;  
    documents.add( 1000, 1000 );  
}  
catch(e) {  
    alert(e + ":" + e.line);  
}
```


Debugging fun

- `app.reflect.properties`
- `app.reflect.methods`
- `(object).reflect`

- ScriptUI.jsx

Flash UI



C:\...\Adobe Photoshop CS3\Scripting Guide\Sample Scripts\JavaScript\FIashUISample.jsx

JavaScript \leftrightarrow ActionScript (ActionScript)

```
public function callSampleDocument():void {  
    var f:String = "sampleDocument";  
    var m:String = ExternalInterface.call(f);  
    txtLabelTab1.text = m.toString();  
    Alert.show(m.toString(), 'Photoshop  
        Scripting',mx.controls.Alert.OK);  
}
```

JavaScript ↔ ActionScript (JavaScript)

```
var res = "dialog {  
    fp: FlashPlayer { preferredSize: [650, 550] },  
};  
var w = new Window (res,"Photoshop Scripting - Flash UI Samples");  
w.onShow = function () {  
    this.fp.loadMovie (new File (mySWFFile));  
    this.fp.playMovie ();  
    this.fp.sampleDocument = sampleDocument;  
}  
  
function sampleDocument() {  
    return "The document ( " + myNewDoc + " ) with two images is created!";  
}
```

Bridge and Photoshop

- Add a menu item
- X-DOM
- BridgeTalk

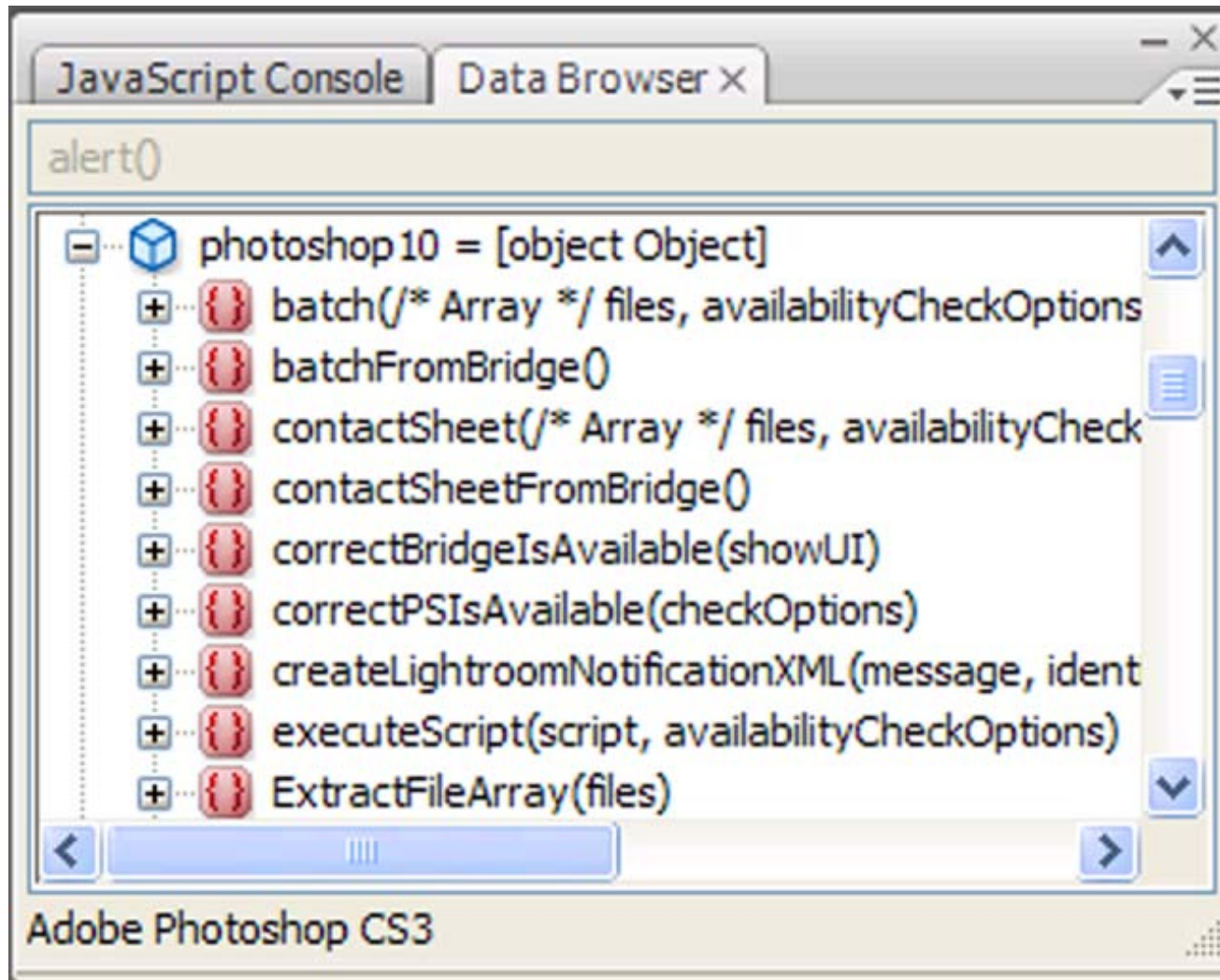
Bridge and Photoshop - Add a menu item

```
drBrownsSubMenu = MenuElement.create ("menu",  
                                       "Dr. Brown's Services " + drbrownserv.version,  
                                       '-after submenu/VersionCue',  
                                       'tools/drbr');
```

```
var menulitem = MenuElement.create ('command',  
                                    menulitemInfo.text,  
                                    'at the beginning of tools/drbr',  
                                    menulitemInfo.name);
```

```
menulitem.onSelect = menulitemInfo.onSelect;           // the routine to run
```

Bridge and Photoshop – X-DOM



Bridge and Photoshop – X-DOM my favorite

```
//-----  
// This routine returns the selected files, or if no files are selected,  
// all the files.  
//-----
```

- photoshop10.getBridgeFileListForAutomateCommand (false)

Bridge and Photoshop – BridgeTalk

What is it? A way to send JavaScript to another Adobe application

Launches application if it is not running

onResult for result information and onError for error information

```
drbrowserv.drBrownsMergeAMatic = function (/* Array */ files) {  
  try {  
    if (BridgeTalk.appName != "photoshop") {  
      // Bring Photoshop to the foreground.  
      BridgeTalk.bringToFront ("photoshop");  
  
      // Create a new BridgeTalk message for Photoshop to invoke  
      // this command on the other side of the else with the selected files  
      var btMessage = new BridgeTalk;  
      btMessage.target = "photoshop";  
      btMessage.body = "drbrowserv.drBrownsMergeAMatic (" + files.getSource () + ")";  
      btMessage.send();  
    } else { // below is running in Photoshop  
      ...  
    }  
  }  
}
```

More info

- Adobe User To User Forums <http://www.adobe.com/forums>
- Jeff Tranberrey <http://www.tranberry.com/>
- PS-Scripts <http://ps-scripts.com/>

Better by Adobe.™